

**Base Shoe**

QRD-100PA	Prefinished, Amber	$7\frac{1}{16}'' \times 3\frac{3}{4}'' \times 72''$
QRD-100PN	Prefinished, Natural	$7\frac{1}{16}'' \times 3\frac{3}{4}'' \times 72''$



**Baseboard**

BB-V0372PA	Prefinished, Amber Edge Grain	$\frac{5}{8}'' \times 3'' \times 72''$
BB-V0372PN	Prefinished, Natural Edge Grain	$\frac{5}{8}'' \times 3'' \times 72''$
BB-0372PA	Prefinished, Amber Flat Grain	$\frac{5}{8}'' \times 3'' \times 72''$
BB-0372PN	Prefinished, Natural Flat Grain	$\frac{5}{8}'' \times 3'' \times 72''$



**Reducer**

RS-V5886PA	Prefinished, Amber Edge Grain	$\frac{5}{8}'' \times 2'' \times 72''$
RS-V5886PN	Prefinished, Natural Edge Grain	$\frac{5}{8}'' \times 2'' \times 72''$
RS-5886PA	Prefinished, Amber Flat Grain	$\frac{5}{8}'' \times 2'' \times 72''$
RS-5886PN	Prefinished, Natural Flat Grain	$\frac{5}{8}'' \times 2'' \times 72''$



**Stair Nosing**

SN-V5886PA	Prefinished, Amber Edge Grain	$\frac{5}{8}'' \times 3\frac{3}{4}'' \times 72''$
SN-V5886PN	Prefinished, Natural Edge Grain	$\frac{5}{8}'' \times 3\frac{3}{4}'' \times 72''$
SN-5886PA	Prefinished, Amber Flat Grain	$\frac{5}{8}'' \times 3\frac{3}{4}'' \times 72''$
SN-5886PN	Prefinished, Natural Flat Grain	$\frac{5}{8}'' \times 3\frac{3}{4}'' \times 72''$



**Stair Steps**

SS-V1248PA	Prefinished, Amber Edge Grain	$1'' \times 12'' \times 48''$
SS-V1248PN	Prefinished, Natural Edge Grain	$1'' \times 12'' \times 48''$
SS-1248PA	Prefinished, Amber Flat Grain	$1'' \times 12'' \times 48''$
SS-1248PN	Prefinished, Natural Flat Grain	$1'' \times 12'' \times 48''$



**Threshold (Standard)**

TH-V91672PA	Prefinished, Amber Edge Grain	$\frac{5}{8}'' \times 3\frac{5}{8}'' \times 72''$
TH-V91672PN	Prefinished, Natural Edge Grain	$\frac{5}{8}'' \times 3\frac{5}{8}'' \times 72''$
TH-91672PA	Prefinished, Amber Flat Grain	$\frac{5}{8}'' \times 3\frac{5}{8}'' \times 72''$
TH-91672PN	Prefinished, Natural Flat Grain	$\frac{5}{8}'' \times 3\frac{5}{8}'' \times 72''$



**Threshold (Overlap)**

TH-V5886PA	Prefinished, Amber Edge Grain	$\frac{5}{8}'' \times 2'' \times 72''$
TH-V5886PN	Prefinished, Natural Edge Grain	$\frac{5}{8}'' \times 2'' \times 72''$
TH-5886PA	Prefinished, Amber Flat Grain	$\frac{5}{8}'' \times 2'' \times 72''$
TH-5886PN	Prefinished, Natural Flat Grain	$\frac{5}{8}'' \times 2'' \times 72''$

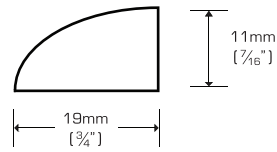


**T-Molding**

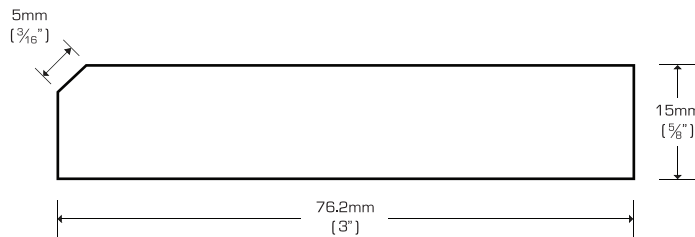
TM-V5886PA	Prefinished, Amber Edge Grain	$\frac{5}{8}'' \times 2'' \times 72''$
TM-V5886PN	Prefinished, Natural Edge Grain	$\frac{5}{8}'' \times 2'' \times 72''$
TM-5886PA	Prefinished, Amber Flat Grain	$\frac{5}{8}'' \times 2'' \times 72''$
TM-5886PN	Prefinished, Natural Flat Grain	$\frac{5}{8}'' \times 2'' \times 72''$



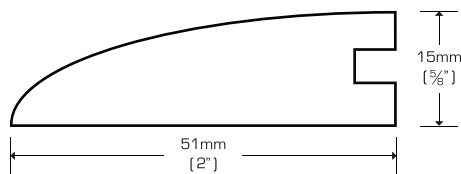
Base Shoe



Baseboard



Reducer



Stair Nosing

