

Base Shoe

| | | |
|-----------|----------------------|--|
| QRD-100PA | Prefinished, Amber | $7\frac{1}{16}" \times 3\frac{3}{4}" \times 72"$ |
| QRD-100PN | Prefinished, Natural | $7\frac{1}{16}" \times 3\frac{3}{4}" \times 72"$ |



Baseboard

| | | |
|------------|---------------------------------|-------------------------------------|
| BB-V0372PA | Prefinished, Amber Edge Grain | $\frac{5}{8}" \times 3" \times 72"$ |
| BB-V0372PN | Prefinished, Natural Edge Grain | $\frac{5}{8}" \times 3" \times 72"$ |
| BB-0372PA | Prefinished, Amber Flat Grain | $\frac{5}{8}" \times 3" \times 72"$ |
| BB-0372PN | Prefinished, Natural Flat Grain | $\frac{5}{8}" \times 3" \times 72"$ |



Reducer

| | | |
|------------|---------------------------------|-------------------------------------|
| RS-V5886PA | Prefinished, Amber Edge Grain | $\frac{5}{8}" \times 2" \times 72"$ |
| RS-V5886PN | Prefinished, Natural Edge Grain | $\frac{5}{8}" \times 2" \times 72"$ |
| RS-5886PA | Prefinished, Amber Flat Grain | $\frac{5}{8}" \times 2" \times 72"$ |
| RS-5886PN | Prefinished, Natural Flat Grain | $\frac{5}{8}" \times 2" \times 72"$ |



Stair Nosing

| | | |
|------------|---------------------------------|--|
| SN-V5886PA | Prefinished, Amber Edge Grain | $\frac{5}{8}" \times 3\frac{3}{4}" \times 72"$ |
| SN-V5886PN | Prefinished, Natural Edge Grain | $\frac{5}{8}" \times 3\frac{3}{4}" \times 72"$ |
| SN-5886PA | Prefinished, Amber Flat Grain | $\frac{5}{8}" \times 3\frac{3}{4}" \times 72"$ |
| SN-5886PN | Prefinished, Natural Flat Grain | $\frac{5}{8}" \times 3\frac{3}{4}" \times 72"$ |



Stair Steps

| | | |
|------------|---------------------------------|----------------------------|
| SS-V1248PA | Prefinished, Amber Edge Grain | $1" \times 12" \times 48"$ |
| SS-V1248PN | Prefinished, Natural Edge Grain | $1" \times 12" \times 48"$ |
| SS-1248PA | Prefinished, Amber Flat Grain | $1" \times 12" \times 48"$ |
| SS-1248PN | Prefinished, Natural Flat Grain | $1" \times 12" \times 48"$ |



Threshold (Standard)

| | | |
|-------------|---------------------------------|--|
| TH-V91672PA | Prefinished, Amber Edge Grain | $\frac{5}{8}" \times 3\frac{5}{8}" \times 72"$ |
| TH-V91672PN | Prefinished, Natural Edge Grain | $\frac{5}{8}" \times 3\frac{5}{8}" \times 72"$ |
| TH-91672PA | Prefinished, Amber Flat Grain | $\frac{5}{8}" \times 3\frac{5}{8}" \times 72"$ |
| TH-91672PN | Prefinished, Natural Flat Grain | $\frac{5}{8}" \times 3\frac{5}{8}" \times 72"$ |



Threshold (Overlap)

| | | |
|------------|---------------------------------|-------------------------------------|
| TH-V5886PA | Prefinished, Amber Edge Grain | $\frac{5}{8}" \times 2" \times 72"$ |
| TH-V5886PN | Prefinished, Natural Edge Grain | $\frac{5}{8}" \times 2" \times 72"$ |
| TH-5886PA | Prefinished, Amber Flat Grain | $\frac{5}{8}" \times 2" \times 72"$ |
| TH-5886PN | Prefinished, Natural Flat Grain | $\frac{5}{8}" \times 2" \times 72"$ |

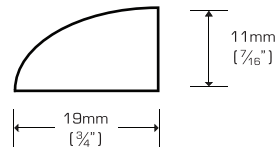


T-Molding

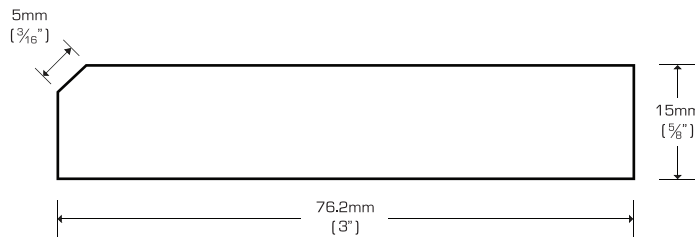
| | | |
|------------|---------------------------------|-------------------------------------|
| TM-V5886PA | Prefinished, Amber Edge Grain | $\frac{5}{8}" \times 2" \times 72"$ |
| TM-V5886PN | Prefinished, Natural Edge Grain | $\frac{5}{8}" \times 2" \times 72"$ |
| TM-5886PA | Prefinished, Amber Flat Grain | $\frac{5}{8}" \times 2" \times 72"$ |
| TM-5886PN | Prefinished, Natural Flat Grain | $\frac{5}{8}" \times 2" \times 72"$ |



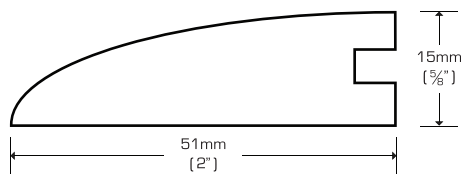
Base Shoe



Baseboard



Reducer



Stair Nosing

