

Base Shoe

QRD-100PA
QRD-100PN

Prefinished, Amber
Prefinished, Natural

$7\frac{1}{16}" \times 3\frac{3}{4}" \times 72"$
 $7\frac{1}{16}" \times 3\frac{3}{4}" \times 72"$



Baseboard

BB-V0372PA
BB-V0372PN
BB-0372PA
BB-0372PN

Prefinished, Amber Edge Grain
Prefinished, Natural Edge Grain
Prefinished, Amber Flat Grain
Prefinished, Natural Flat Grain

$5\frac{5}{8}" \times 3" \times 72"$
 $5\frac{5}{8}" \times 3" \times 72"$
 $5\frac{5}{8}" \times 3" \times 72"$
 $5\frac{5}{8}" \times 3" \times 72"$



Reducer

RS-V5886PA
RS-V5886PN
RS-5886PA
RS-5886PN

Prefinished, Amber Edge Grain
Prefinished, Natural Edge Grain
Prefinished, Amber Flat Grain
Prefinished, Natural Flat Grain

$5\frac{5}{8}" \times 2" \times 72"$
 $5\frac{5}{8}" \times 2" \times 72"$
 $5\frac{5}{8}" \times 2" \times 72"$
 $5\frac{5}{8}" \times 2" \times 72"$



Stair Nosing

SN-V5886PA
SN-V5886PN
SN-5886PA
SN-5886PN

Prefinished, Amber Edge Grain
Prefinished, Natural Edge Grain
Prefinished, Amber Flat Grain
Prefinished, Natural Flat Grain

$5\frac{5}{8}" \times 3\frac{3}{4}" \times 72"$
 $5\frac{5}{8}" \times 3\frac{3}{4}" \times 72"$
 $5\frac{5}{8}" \times 3\frac{3}{4}" \times 72"$
 $5\frac{5}{8}" \times 3\frac{3}{4}" \times 72"$



Stair Steps

SS-V1248PA
SS-V1248PN
SS-1248PA
SS-1248PN

Prefinished, Amber Edge Grain
Prefinished, Natural Edge Grain
Prefinished, Amber Flat Grain
Prefinished, Natural Flat Grain

$1" \times 12" \times 48"$
 $1" \times 12" \times 48"$
 $1" \times 12" \times 48"$
 $1" \times 12" \times 48"$



Threshold (Standard)

TH-V91672PA
TH-V91672PN
TH-91672PA
TH-91672PN

Prefinished, Amber Edge Grain
Prefinished, Natural Edge Grain
Prefinished, Amber Flat Grain
Prefinished, Natural Flat Grain

$5\frac{5}{8}" \times 3\frac{5}{8}" \times 72"$
 $5\frac{5}{8}" \times 3\frac{5}{8}" \times 72"$
 $5\frac{5}{8}" \times 3\frac{5}{8}" \times 72"$
 $5\frac{5}{8}" \times 3\frac{5}{8}" \times 72"$



Threshold (Overlap)

TH-V5886PA
TH-V5886PN
TH-5886PA
TH-5886PN

Prefinished, Amber Edge Grain
Prefinished, Natural Edge Grain
Prefinished, Amber Flat Grain
Prefinished, Natural Flat Grain

$5\frac{5}{8}" \times 2" \times 72"$
 $5\frac{5}{8}" \times 2" \times 72"$
 $5\frac{5}{8}" \times 2" \times 72"$
 $5\frac{5}{8}" \times 2" \times 72"$



T-Molding

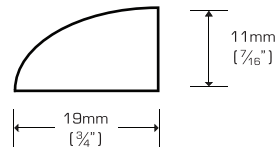
TM-V5886PA
TM-V5886PN
TM-5886PA
TM-5886PN

Prefinished, Amber Edge Grain
Prefinished, Natural Edge Grain
Prefinished, Amber Flat Grain
Prefinished, Natural Flat Grain

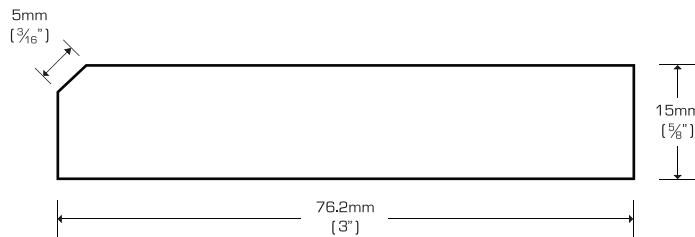
$5\frac{5}{8}" \times 2" \times 72"$
 $5\frac{5}{8}" \times 2" \times 72"$
 $5\frac{5}{8}" \times 2" \times 72"$
 $5\frac{5}{8}" \times 2" \times 72"$



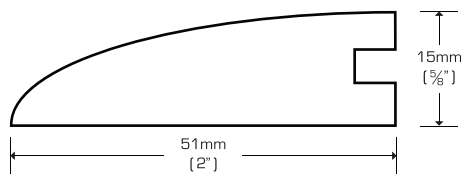
Base Shoe



Baseboard



Reducer



Stair Nosing

